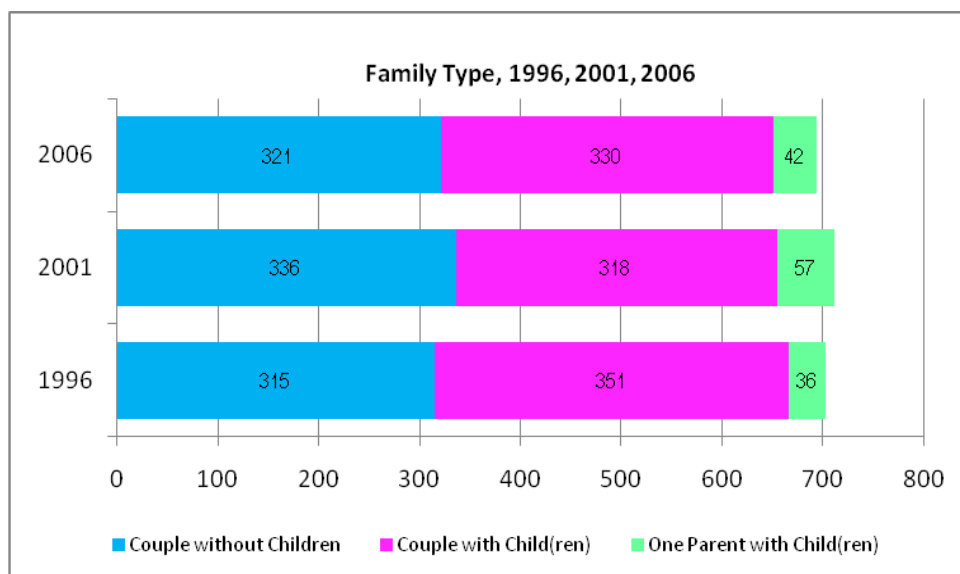


# Households and Families

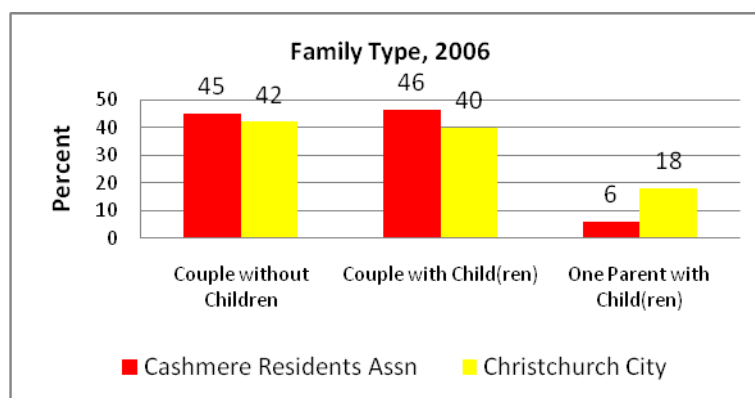
## Families

In 2006, Cashmere was home to 714 families<sup>1</sup>.



Source: Census of Population and Dwellings, 2006

- Reflecting the situation around the city and country, the most numerous family type was couples with children. Numbering almost 330, they made up almost half (46%) of the district’s families – a considerably larger proportion than the 40% citywide and 42% nationwide.
- Couples without children numbered 321 Cashmere in 2006. This was 45% of all families in the community – a slightly higher proportion than the 42% citywide and 40% nationwide.
- Sole-parent families are under-represented in Cashmere. At the time of the 2006 Census, the district had just over 6% families consisting of one parent and children, 18% the city and national proportion.

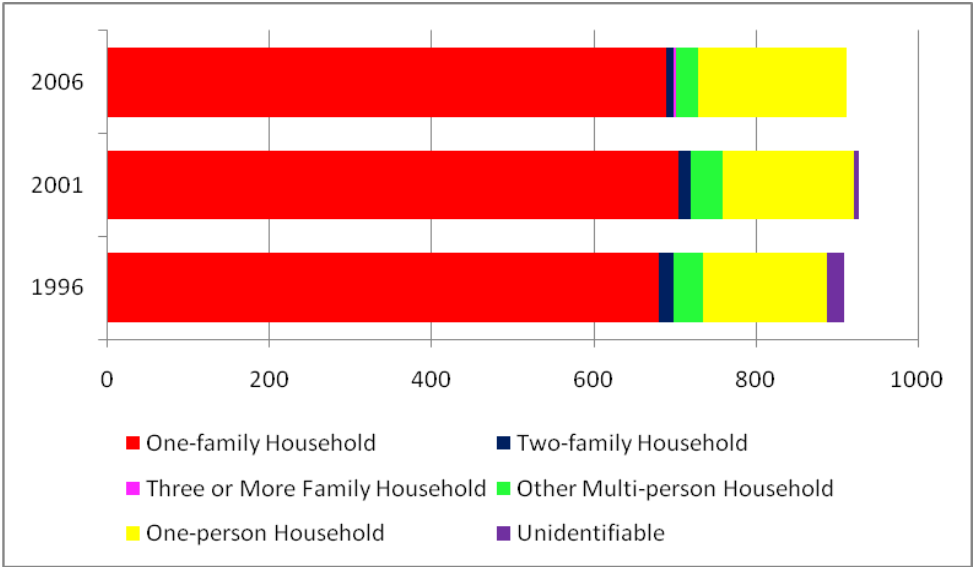


Source: Census of Population and Dwellings, 2006

<sup>1</sup> In the Census, a family is defined by the presence, in one household, of a “family nucleus” (a couple, or parent(s) and child(ren)). Child dependency is not a component of the definition. This means that a 90 year-old woman living with her 60 year-old daughter, who does not have children of her own in the same household, would be classified as “one parent with children”.

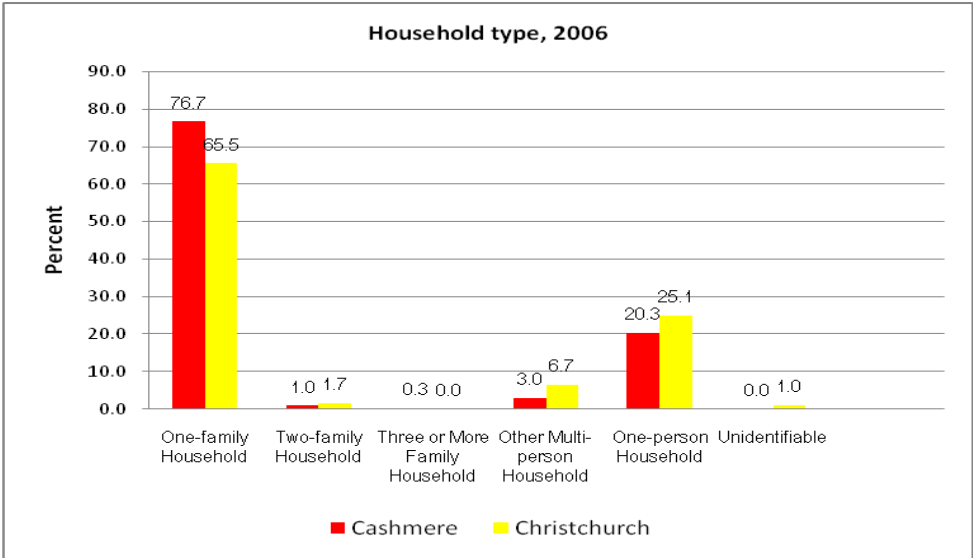
# Households

The number of households in Cashmere remained relatively stable over the decade 1996 to 2006



In 2006, there were around 900 households in Cashmere.

- The majority (77%) of them were one-family households, with or without other people (65.5% citywide and 69% nationwide).
- One-person households were less common in Cashmere than the city and country, with just 20% of the community’s households consisting of individuals living alone (25% citywide and 23% nationally).
- Other multi-person households, the majority of which would be flats containing unrelated people, accounted for 3% of households (6.7% citywide and 5% nationally).
- Two-family households were also less common in Cashmere than around the country (just under 1% of households compared with almost 1.7% citywide and 3% nationally).



Source: Census of Population and Dwellings, 2006